
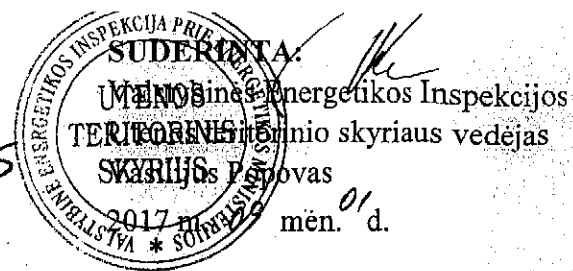


TVIRTINU:

UAB "Ukmergės šiluma"  
direktorius  
Vydas Pakonys  
2017 m. spalio 10 d.



UAB "UKMERGĖS ŠILUMA"

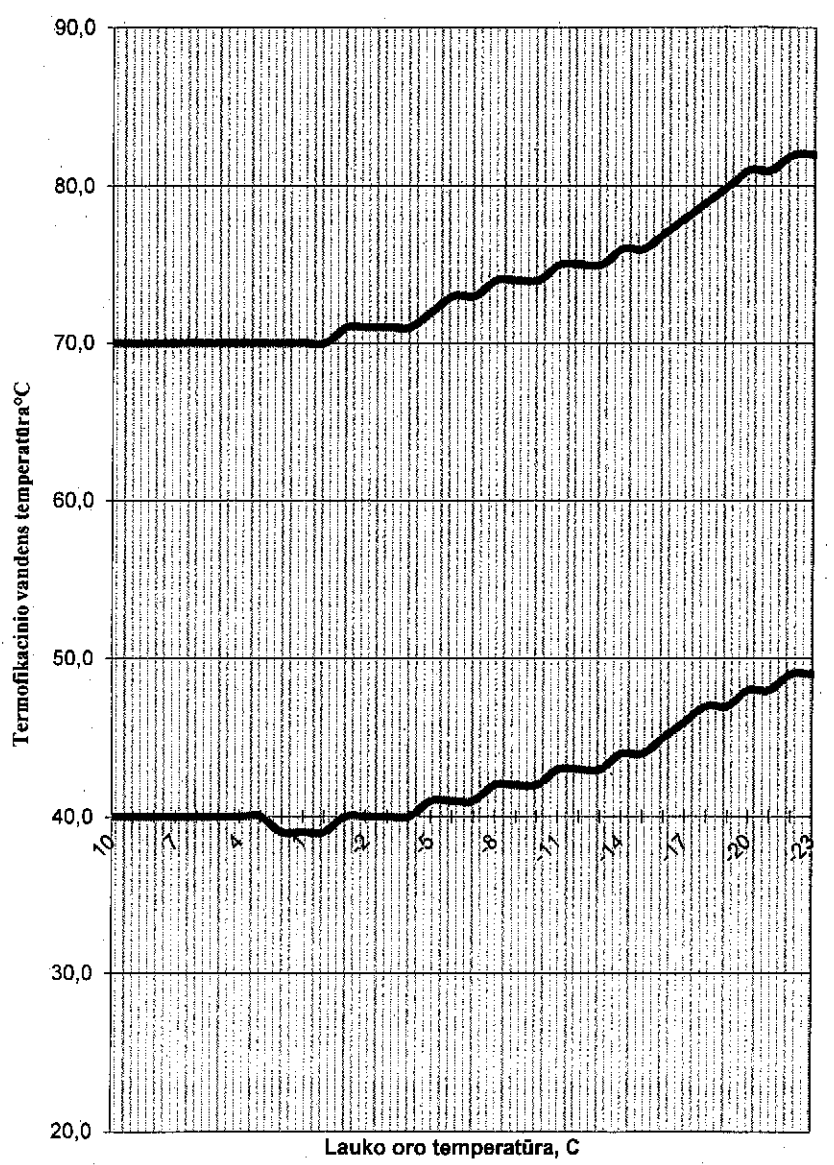


Ukmergė, Pašilės g. 6

Šilumnešio temperatūrų šilumos punktuose (katilinėje) temperatūrinis grafikas

2017/2018m. šildymo sezonas

Lauko oro temperatūra, °C	Paduodama temperatūra, ±5% °C	Grijtama temperatūra, ±5% °C
10	70,0	40,0
9	70,0	40,0
8	70,0	40,0
7	70,0	40,0
6	70,0	40,0
5	70,0	40,0
4	70,0	40,0
3	70,0	40,0
2	70,0	39,0
1	70,0	39,0
0	70,0	39,0
-1	71,0	40,0
-2	71,0	40,0
-3	71,0	40,0
-4	71,0	40,0
-5	72,0	41,0
-6	73,0	41,0
-7	73,0	41,0
-8	74,0	42,0
-9	74,0	42,0
-10	74,0	42,0
-11	75,0	43,0
-12	75,0	43,0
-13	75,0	43,0
-14	76,0	44,0
-15	76,0	44,0
-16	77,0	45,0
-17	78,0	46,0
-18	79,0	47,0
-19	80,0	47,0
-20	81,0	48,0
-21	81,0	48,0
-22	82,0	49,0
-23	82,0	49,0



Sudarė:

Vyr.inžinierius Gimantas Bernotas